



NIGERIA ADDRESS:

House 11, 65 Road, 7th Avenue, Gwarimpa Estate, Abuja.

Tel. No: 0803 600 1946, 09043270584

Email: adoabdu172@yahoo.co.uk

CONTENTS

1. INTRODUCTION AND CORPORATE OVERVIEW
2. VISION, MISSION, CORPORATE PRINCIPLE AND QUALITY OBJECTIVE.
3. LIST OF KEY PERSONNEL
4. SCOPE OF SERVICES
5. TECHNICAL PARTNER & SUPPORT
6. WORK EXPERIENCE
7. QUALITY & SAFETY (Q & HSES)
8. BANKERS, AUDITOR & INSURERS.

INTRODUCTION AND CORPORATE OVERVIEW.

- A. ACCOUSTO – ULTRASONIC INTEGRITY AND ENERGY SERVICES LIMITED is a wholly indigenous company that was
- B. Incorporated in the year 2013 to handle special investment portfolio in the different sub- sectors of the economy, like the inspection
- C. of pipelines and also carrying out the integrity of the pipes. Also, in the corrosion mappings for pipeline integrity, radiography
- D. inspection , liquid penetrant, material sorting and subsea inspection services.

AUIESL has the potential for ultra deep subsea ROV inspection in the area of maintenance and turnaround inspection Geological Drilling Energy and gas Ltd , also, has qualified and certified inspection energy capabilities.

The founders of AUIESL are seasoned Nigerian professionals who have made themselves in their areas of professional calling.

The company is made up of a strong and dynamic board of directors, an efficient management team and a result oriented workforce that is made up of both local and expatriate staff.

AUIESL has her corporate office in Abuja which is the federal capital territory .

OUR VISION

TO BE THE MOST CAPABLE AND FOREMOST INDIGENOUS INTEGRITY INSPECTION COMPANY IN NIGERIA.

OUR MISSION

As a local energy company with global presence, Acousto-Ultrasonic Integrity Energy Services Ltd was born out of innovation and concept. We are one company with dynamic research capabilities in the energy sector. Our real-time pipeline-monitoring device is accepted widely by the industries. We partner with renowned institutes/companies both in United Kingdom and beyond in carrying our technological development research.

The opportunities created in Nigerian by the local content law in the energy sector have given Acousto-Ultrasonic Integrity Energy Services technologies and edge among others with our patented technology "PipeAngel II", the only pipeline security of its kind in the world.

OUR CORPORATE PRINCIPLE

IN RESPONSIBILITY TO OUR SHAREHOLDERS, CUSTOMERS, EMPLOYEES, SUPPLIERS AND SUBCONTRACTORS, IT IS OUR PRIME OBJECTIVE TO ENSURE ECONOMIC SUCCESS ON A LONG- TERM BASIS, OWING TO SYSTEMATIC AND CONTINUAL IMPROVEMENT, WE WILL BE ABLE TO MEET THE CHALLENGES OF THE FUTURE.

QUALITY OBJECTIVE

TO ESTABLISH A DOCUMENTED QUALITY SYSTEM

TO DEMONSTRATE COMPLIANCE WITH ISO STANDARDS

TO EFFECTIVELY COMMUNICATE TO ALL EMPLOYEES, THE BENEFITS OF IMPLEMENTING A QUALITY SYSTEM TO COMPLY WITH ISO STANDARDS.

DR. ADO ABDUL

MANAGING DIRECTOR

SCOPE OF SERVICES

Our Inspection services Include:

- Ultrasonic Inspection
- Acousto-Ultrasonic Inspection
- Corrosion Mappings for pipeline integrity.
- Radiography Inspection
- Liquid Penetrant
- Current flow detection
- Material sorting
- Subsea Inspection

Pipeline Inspection

PIPELINE MONITORING AND SUVEILLANCE USING WIRELESS SENSORS NETWORK WITH SATTLITE





We have the potential for **ultra deep subsea ROV inspection** in the area of maintenance and turnaround Inspection Geological Drilling Energy and Gas Ltd has qualified and certified inspection Engineering capabilities.

Real-Time Pipeline Monitoring

Acousto-Ultrasonic Integrity Energy Services have a patented monitoring unit through our partner that is capable of identifying invasion on pipeline and communicate the location in loops between sensors to the base station via satellite and radio frequency. The system is submersible and surface; it has been tested on 870km distance pipeline network in Nigeria with an impressive result as confirmed by NNPC (Nigerian National Petroleum Corporation) subsidiaries.

- **Product Perspective**

The product is a system that is capable of monitoring and detecting tampering on pipelines, specifically, oil pipelines. The product will provide a method of giving instant warning and a location when theft of oil from a pipeline is attempted using so called “hot-tapping” or “bunkering” techniques.

The system will involve attaching wireless sensor nodes at regular intervals (nominally 3km) along a pipeline. The nodal design will allow the system to be deployed along varying lengths of pipeline, potentially covering many hundreds of kilometres with a single system

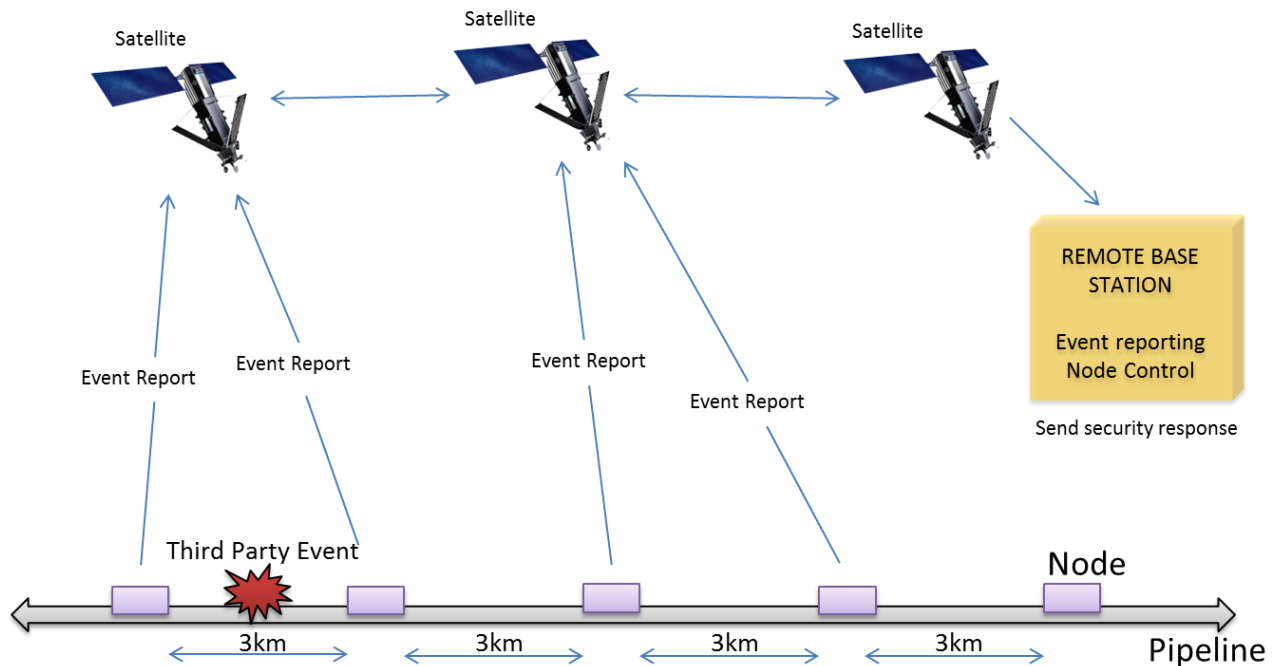


Figure 1 overview sketch of system. Nodes distributed at 3km intervals along a pipeline monitoring for vibrations from a “third-party event” and report the event back to a central base station that can be remote from the pipeline.

▪ **Components**

Each node of the system will be made up of number sub-systems. These will include an embedded computing system that will control the operation of each module, vibration detection sub-system to detect vibration along the pipeline, a satellite communication system to report attacks and node status back to the central computer, a power supply unit to keep power consumption to a minimum, a backup power supply to provide emergency power if the primary power source is lost, a close range wireless communication sub-system to allow data download and software updating of the module and a control system that will monitor communications from the nodes and report events to the user.

▪ **Subsea/swamp Implementation**

For implementation in a largely water based environment satellite communication is not viable unless antennas can be positioned above water. For a subsea system communication wires are laid between nodes and back to a node that is not subsea where communications can be relayed on via satellite communication methods.

○ **User Interface Specification**

- Provides an interface that allows the user to observe the status of nodes along the pipeline
 - Notify the user when an attack is detected.
 - Provide daily node status reports.
 - Notify the user when battery power is lost.
 - Notify the user if a node is tampered with.
- These reports will indicate to the user if any maintenance is required.
- A Satellite photo style map will show the pipeline, nodes and location of attack events.
- An attack event report will also indicate the location of the attack with approximate GPS coordinates.
- A report detailing the history of previous attacks, battery failures and node status can be generated.
- Password protected.
- The interface will not provide exact locations of nodes to prevent this information being disseminated.


The Control rack and monitor interface: The rack (**figure: 3**) below will house an industrial server (4U) running windows 7 professional. It will have an i7 cpu with 16 GB of Ram and 1 TB hard drive that is raid 1 configured. Two desk mounted 22" LCD monitors for the HMI (Assume you have now seen the HMI interface?) Power supply will be via a standard 220V or 110V (please tell us what you have in your facility). We will also have the Iridium modem and antenna jack (SMA interface) to hook the Antenna into. A UPS will be provided to give 15 minutes up time should power fail in the facility.

Also have an iridium satellite communications modem and act as the server for receiving satellite data from the nodes The antenna again would be the same size as the ones used for the nodes and we would suggest mounting it with a view of the sky

The industrial server will have Wi-Fi and Ethernet support as standard. If you require the server patching into your network please let us know. As standard you will have full admin access on the PC so your IT department can add any domain restrictions as they see fit.

We also have an optional Ipad / Iphone (and android) app that your remote engineers / security can use to interface back to the server to clear alarms / add notes to the alarm status (i.e. breach found, need repair, intruder in custody, etc).

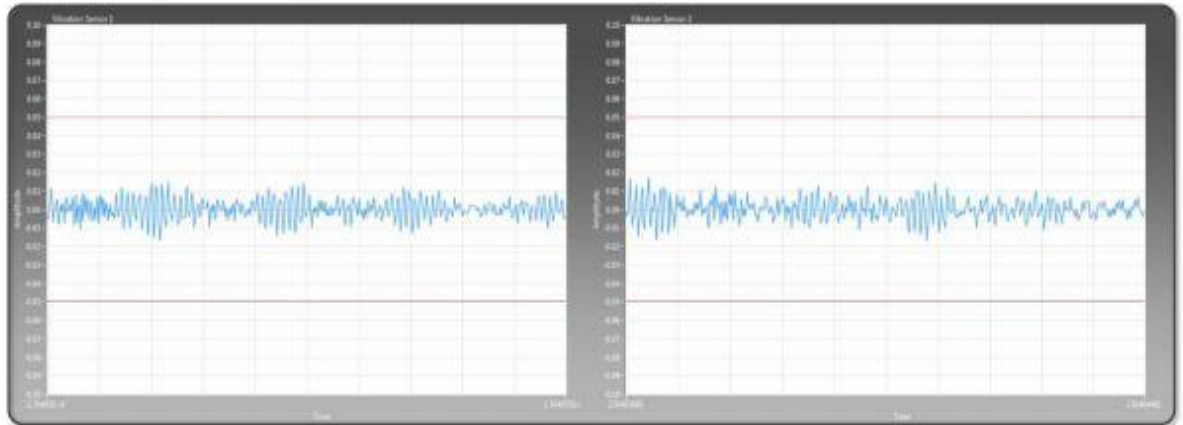
You do have cost options to increase the size of the UPS uptime on power failure, Change screen size / number of monitors, Smart apps for remote working staff, larger hard drive / RAM, different raid configuration.



The Rack and Monitor interface.

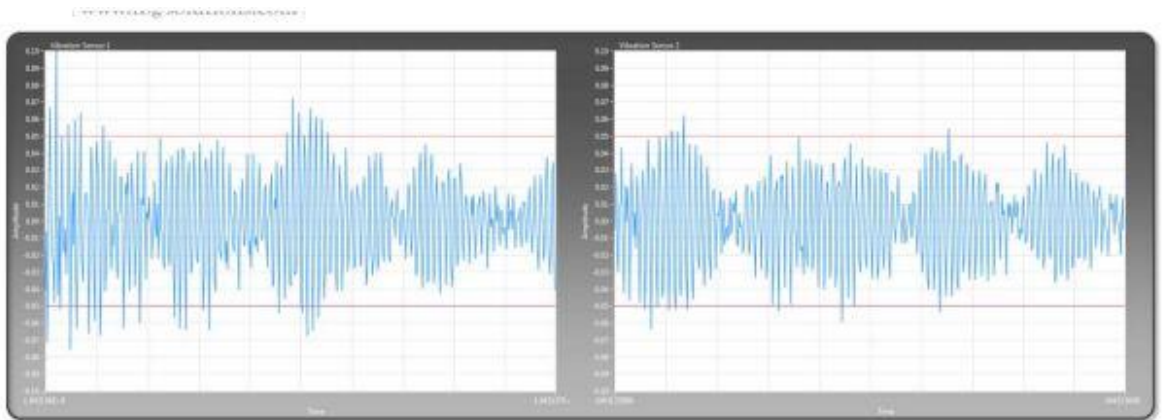
Figure 4 a & b below:

Vibration data at node showing vibrations from a third party event passing the pre-set threshold and triggering an event alarm. This is not typically viewable by the user and is presented to illustrate the collection of vibration data in the node.



Pipeline Monitoring System

Vibration data at a node showing background vibrations. This is not typically viewable by the user and is presented to illustrate the collection of vibration data in the node.



Pipeline Monitoring System

Vibration data at node showing vibrations from a third party event passing the pre-set threshold and triggering an event alarm. This is not typically viewable by the user and is presented to illustrate the collection of vibration data in the node.

PIPELINE ATTACK DISPLAY

Third party events on pipeline displayed on monitors for the HMI (Assume you have now seen the HMI interface below both mobile phones and computers in the control/Guard station rooms ALARTING the security operatives of the Pipeline monitors the HMI

The screenshot displays the ADEP (Advanced Data Entry Platform) HMI interface. At the top, the header includes the ADEP logo, the text 'Example Pipeline', the email 'admin@itbg-solutions.com', and buttons for 'Admin' and 'Log out'. The main content area is divided into three sections:

- Nodes on Oil Pipeline:** A sidebar on the left titled 'Overview of node state' containing a list of nodes (01-05). Node 01 is marked as 'Received: 12/11/10, 2:05 PM (1)'. Nodes 02-05 are marked as 'Never received! (?)'. A label 'Node Heartbeats' with arrows points to this list.
- Map:** A central satellite map showing an oil pipeline. A red pin marks the 'Attack Location' on the pipeline. A 'Center on pipeline' button is located at the top left of the map area.
- Attack Log for Oil Pipeline:** A sidebar on the right titled 'Attacks on pipeline' showing a 'Possible Attack Date' entry with a red pin icon and a close button (X). Below this is a button labeled 'Click to Reveal Full Date/Time'.

Message will be displayed on both mobile phones and computers in the control/Guard station rooms ALARTING the security operatives of the Pipeline.

Pipeline Inspection

As a third party Inspection Company, Acousto-Ultrasonic Integrity Energy Services renders services like, Welding Inspection, NDT, SIT and Ultrasonic Inspection. We have covered a good numbers of high profile projects for our clients in the UK collaboratively and individually.

Subsea Inspection

We mobilize and conduct riser/umbilical inspection services for our client, with our team of qualified Inspection engineer, Acousto-Ultrasonic Integrity Energy Services is readily available to respond to our client's inspection request.

Integrity & Reliability Inspection

We carry out integrity & reliability inspection of equipment and machinery by monitoring its corrosion and vibration level to predict possible failure.

Our Capabilities

As established player in the oil and gas industry, we have the capabilities of supplying high standard equipment & chemical to our clients with technical capabilities in the areas such as Pipeline Integrity, corrosion monitoring and Inspection services. Acousto-Ultrasonic Integrity Energy Services provides mission critical inspection services to our clients, helping them optimize operations, mitigate challenges, and improve reliability, safety, production and asset management.

At Acousto-Ultrasonic Integrity Energy Services , we incorporate design, maintenance, Inspection, operations and management concept to achieving a successful asset Integrity Management 'AIM' program both upstream and downstream.

Our Believes

Best practice facilities must have comprehensive, fully integrated system and a culture directed at gaining greater lifetime effectiveness, value, safety, available, profitability and return from production and manufacturing asset

Integrity and Reliability

Acousto-Ultrasonic Integrity Energy Services Ltd, we carry out integrated Integrity & Reliability Inspection of equipment making sure the equipment meets its functional performance within a particular time frame as specified and guaranteed by the manufacture.



Oil Platform integrity inspection and vibration monitoring

We have proven track records working on sensitive platform and plants mitigating risk.

Acousto-Ultrasonic Integrity Energy Services Ltd provides mission-critical asset integrity management (AIM) expertise and services to our clients, helping them optimize operations, mitigate challenges, and improve reliability, safety, production and asset protection.

Asset Integrity Management

The primary objective of any Asset Integrity Management program is to maintain an asset in a fit-for-service condition while extending its remaining life in the safest, most reliable and cost-effective manner.



Real-time Refinery monitoring



Storage Tanks Integrity inspection and corrosion monitoring

We look beyond our nose when it comes to equipment compliance and incorporate design, maintenance, inspection, operations and management concepts to achieving a successful AIM program both upstream and downstream. Best practice facilities must have comprehensive, fully integrated systems and a culture directed at gaining greater lifetime effectiveness, value, safety, availability, profitability and return from production and manufacturing assets.

We provides specialists and engineering support in all areas of Asset Integrity Management to Include

a) Pipeline Integrity Management

Pipeline Monitoring Real-Time using Lab VIEW, compactRIO & FPGA

b) Mechanical Integrity Management

c) Structural Integrity Monitoring

d) Vibration Monitoring: In a competitive marketplace, reliability, uptime, and operational cost of equipment can significantly impact the competitive posture of any facility. To optimize predictive maintenance of machinery and therefore the machine's reliability and utilization, monitoring health indicators such as mechanical, vibration, and power factor is a widely accepted practice. With the use of LabVIEW, CompactRIO & FPGA vibration and power monitoring devices, to overcome historic cost barriers. These provide an advantage for machines that have large surface areas or moving parts such as oil platforms and refinery structures.

e) Corrosion Services

i- Storage tanks corrosion mapping using Acoustic emission technique.

f) Design Review and Verification

g) Risk-Based Inspection (RBI)

h) Maintenance Strategies

i) Software Tools i.e. LabVIEW & FPGA with CompactRIO.

LabVIEW is a PC-Based that uses a combination of modular hardware, application software, and computer to take measurements and also data acquisition and instrument control applications to measure an electrical or physical phenomenon such as frequency, voltage, current, temperature, pressure or sound.

CompactRIO is a Programming tool for rapid development with automation controller hardware, reconfigurable control and acquisition system. It features embedded real-time processor for stand-alone or distributed operation.

FPGA is Field programmable gate arrays hardware-chip that provides the flexibility and performance with built in-signal connection to variety of sensors and actuators.

We also provide support in:

- **Management Strategies**
- **Health, Safety, Environmental Strategies (HSE)**
- **Training, Reviews and Auditing**

Acousto-Ultrasonic Integrity Energy Services went into understanding with TBG Solutions Engineering Company Limited and National Instrument in carrying out and providing engineering solutions.

We also supply and Installed Real-time Person-Borne Analysis to Detect Concealed Weapons & Explosives Objects Act System from our partner THERMAL MATRIX:

We also supply and Installed Real-time Person-Borne Analysis to Detect Concealed Weapons & Explosives Objects Act System from THERMAL MATRIX.



Site Inspection for Nodes Installation at FRM – Forcados.



Sensor Installation on Field.



Complete installation of Sensors on site - FRM



Installation of the nodes on site.
